



CREATE CA

**CREATIVITY
IS NOT
OPTIONAL**

How We Got Here



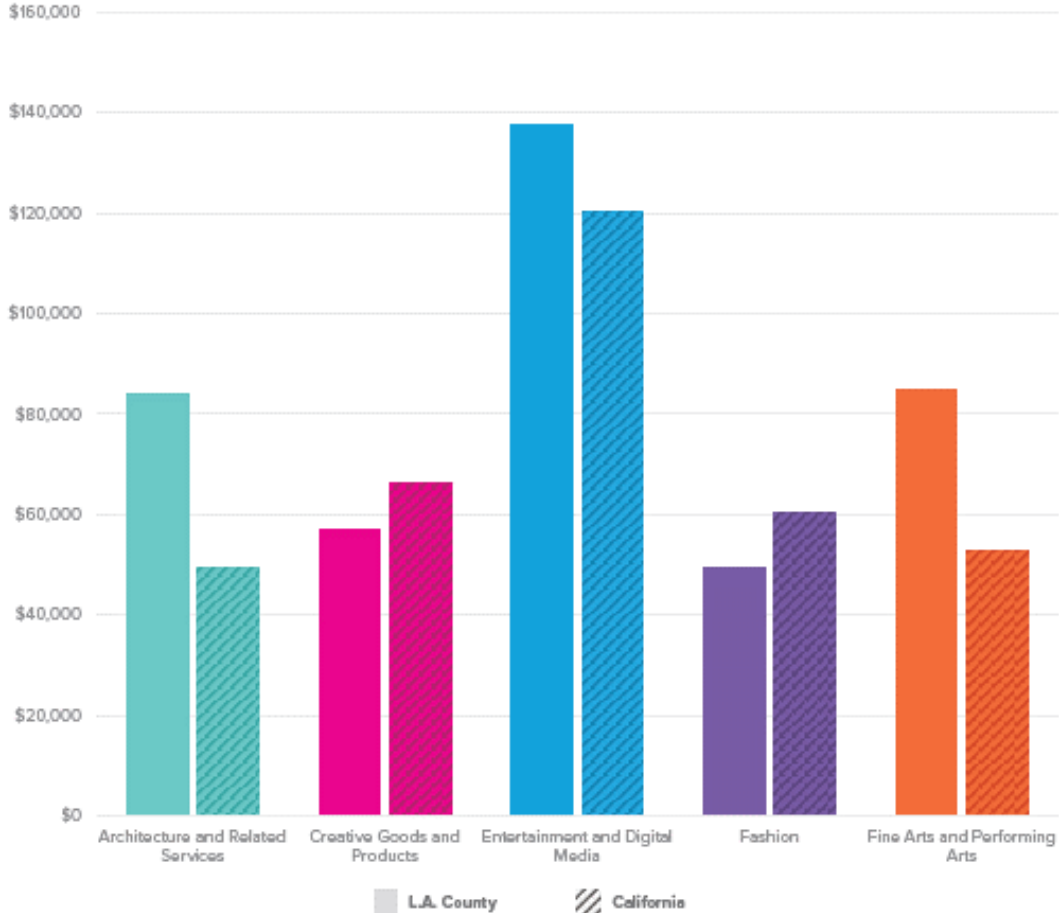
To The Rescue: PTA & Arts Orgs





Annual Average Wages by Creative Sector in L.A. County and California, 2017

Figure 3.4



1 out of 10 jobs in CA

\$120,000

\$60,000

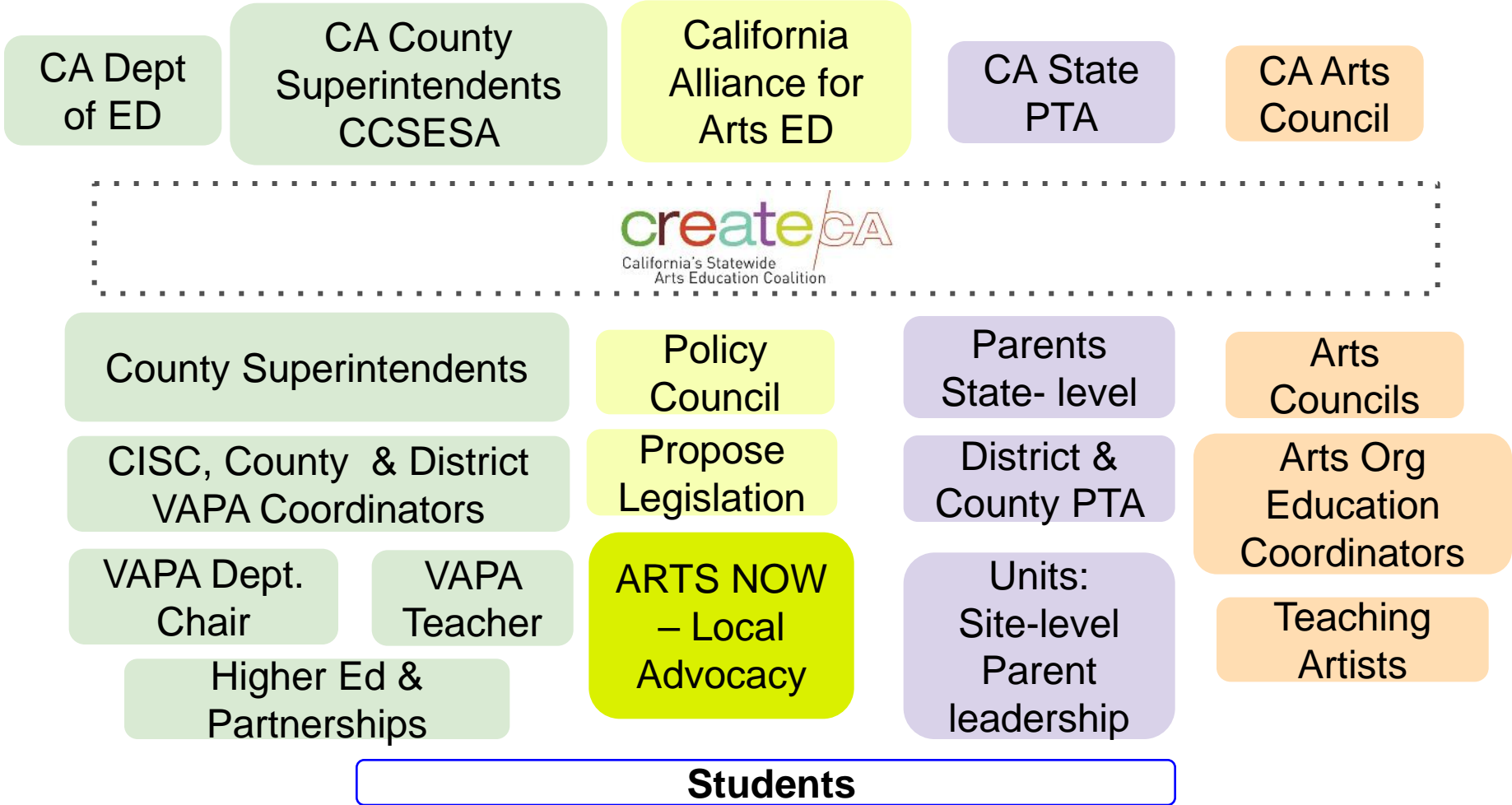
Otis Report on the Creative Economy



Our mission is to ensure ALL students are able to reach their full potential by advancing an education model that promotes creativity and the arts for the 21st century workforce
www.CreateCA.net

CREATE CA is a coalition of dedicated and innovative leaders who understand that together we have the power to create lasting change for every California student.







CREATE CA
California's Creative Arts Education Coalition



A Blueprint for Creative Schools

INNOVATION - IMAGINATION

**A Vision for...
Systemic Change**

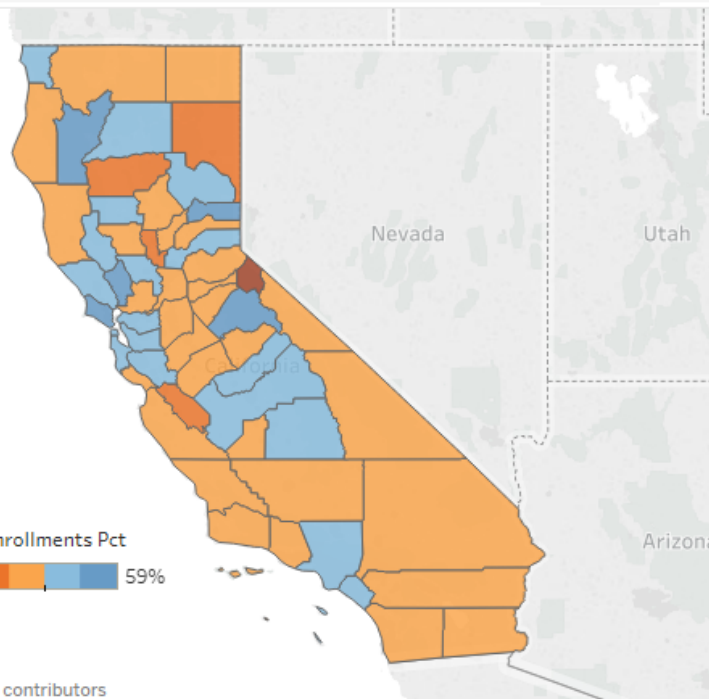
7 Focus Areas

**Over 70
Recommendations**

County, District, School Overview Dashboard

2016/2017 School Year

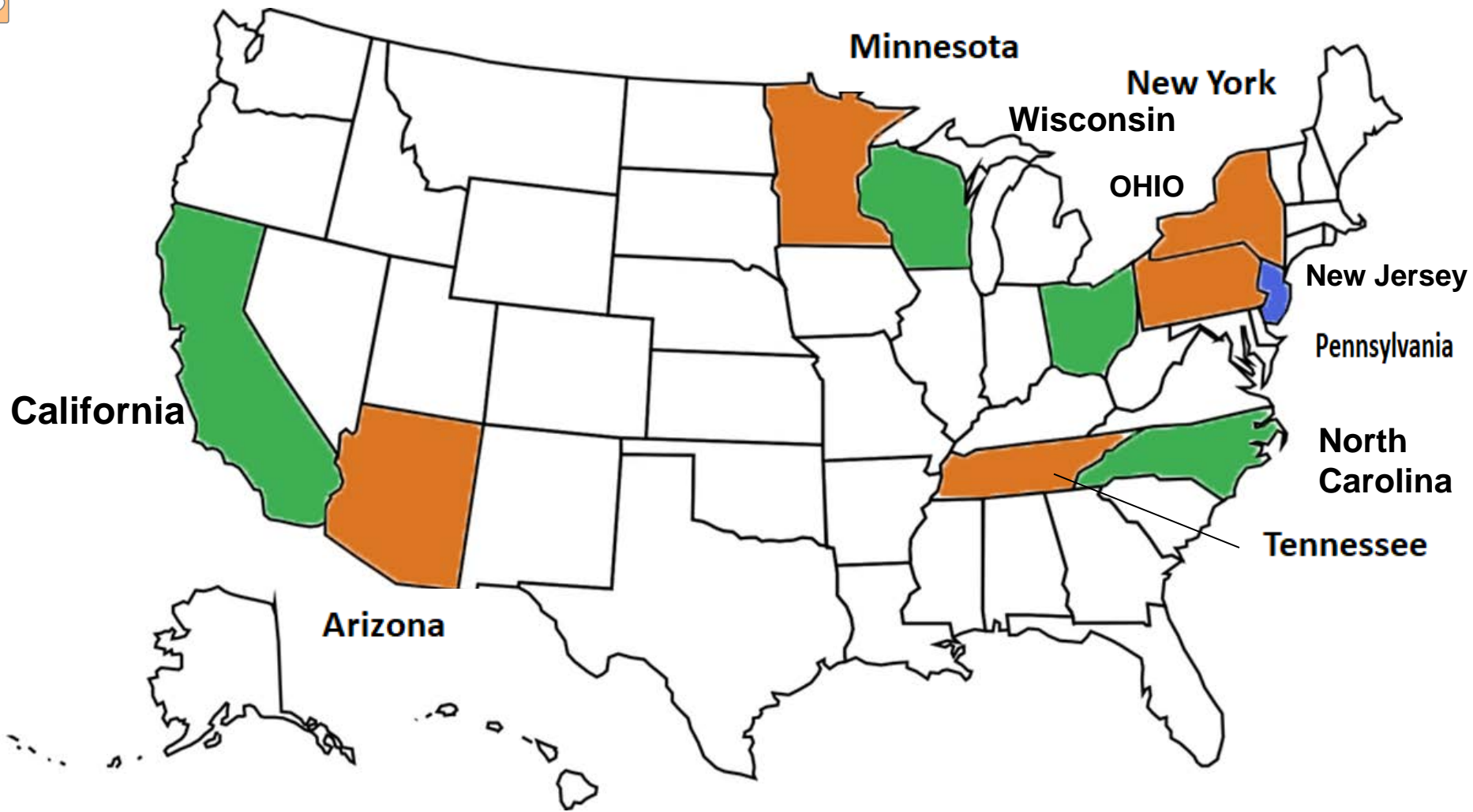
Percent Arts Participation by County *



Percent Arts Participation by School and Discipline

District Name	School Name	Art	Music	Theater	Dance	AME	All Arts
Abc Unified	ABC Secondary (Alt..	0%	0%	0%	0%	0%	0%
	Artesia High	0%	10%	0%	0%	42%	50%
	Carmenita Middle	5%	17%	0%	0%	7%	29%
	Cerritos High	0%	16%	0%	0%	26%	39%
	Fedde (Pharis F.) M..	14%	19%	0%	0%	0%	33%
	Gahr (Richard) High	4%	6%	3%	0%	38%	48%
	Haskell (Pliny Fisk) ..	0%	19%	5%	0%	14%	38%
	Ross (Faye) Middle	11%	10%	9%	0%	0%	29%
	Tetzlaff (Martin B.) ..	0%	24%	5%	0%	0%	29%
	Tracy (Wilbur) High..	0%	0%	0%	0%	27%	27%
Whitney (Gretchen) ..	3%	18%	0%	0%	22%	42%	
Acalanes Union High	Acalanes Center for..	57%	0%	0%	0%	0%	57%
	Acalanes High	19%	20%	9%	0%	6%	50%
	Campolindo High	21%	27%	5%	0%	6%	57%
	Las Lomas High	20%	11%	7%	0%	3%	39%
	Miramonte High	25%	14%	9%	0%	4%	49%
Acton-agua Dulce Unified	Academy of Arts an..	11%	2%	0%	0%	0%	14%
	Assurance Learning..	32%	2%	0%	0%	1%	34%
	Community Collabo..	3%	2%	0%	0%	0%	6%
	Empower Generati..	9%	0%	0%	0%	0%	9%
	High Desert	0%	0%	12%	4%	0%	17%
	iLEAD Hybrid	6%	5%	3%	0%	0%	13%


Arts Enrollment	School Enrollment	% Arts	No Arts Enroll
1,201,206	3,077,229	39%	84,712





ARTS EDUCATION DATA PROJECT

2016/2017 School Year



Instructions
Hover your mouse over the *
for dashboard instructions

Select a County
(All) ▼


Select a District
(All) ▼

School Type
(All) ▼

* Locale
(All) ▼

Welcome to the Arts Education Data Project Interactive Dashboard for California. Here you will be able to explore the 2016/2017 school year arts education data from the California Department of Education. Please note, the data includes schools with grades 6 through 12. Elementary schools and programs not reported to the California Department of Education are not included. Use the tabs at the top of the page to navigate to different dashboards. Hover over the "*" for additional details and instructions.

Number of Schools	School Enrollment	Arts Enrollment	% Arts	No Arts Enroll
3,734	3,077,229	1,201,206	39%	84,712



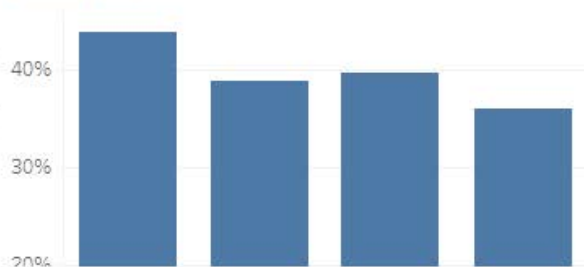
% Student and School Access

Nearly 97% of all students enrolled have access to arts instruction in schools while 86% of schools reported offering at least one arts course. 39% of students are enrolled in an arts course. However, only 25% of all students and 12% of all schools offer the required four arts disciplines.



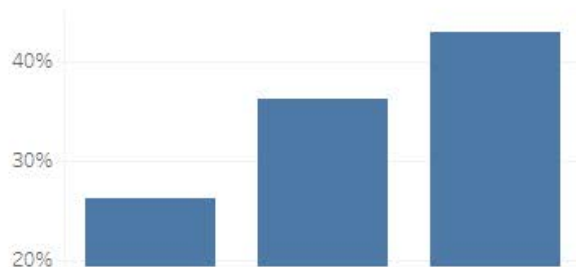
% Student Access by Free Lunch

Student arts enrollment is impacted by the percentage of students on Free and Reduced Lunch (FRPL). Low FRPL schools have arts enrollment of 44% while High FRPL schools have arts enrollment of 36%.



% Enrollment by School Type

Enrollment varies based on the school type with high schools reporting the highest enrollment. Select the school type below to view the data by school type.





Declaration of Student Rights to Equity in Arts Learning



**Adopt the Resolution for Arts Organizations
Customizable template at www.createca.net**



New California Arts Standards

Adopted by the State Board in January 2019



Dance * Media Arts * Music * Theatre * Visual Arts



It's hard to communicate the essential nature of arts education when this type of imagery accompanies it.

ARTS EDUCATION IS MORE THAN CHILD'S PLAY.





Our opportunity is
to show that
CREATIVITY
is a solution for our
individual and
societal concerns.

STAGNANT WAGES
WHITE
SUPREMACISTS
INCOMPETENT
LEADERS
FAMILIES SEPARATED
AT THE BORDER
SCHOOL SHOOTINGS
ARTS EDUCATION
MENTAL HEALTH &
WELLBEING
CLIMATE CHANGE
SEXUAL HARASSMENT
RACIAL PROFILING
FAKE NEWS
MASS
INCARCERATION
RISING LOAN DEBT



Sample Creative Platform

Moreno
Valley
**NEEDS YOUR
CREATIVITY.**

**CREATE
CALIFORNIA.**

**CREATE
OPPORTUNITY.
CREATE
GRADUATES.
CREATE RIVERSIDE.
CREATE Moreno
Valley High.
CREATE PHOTOS.
CREATE DANCE.**

#CREATECALIFORNIA